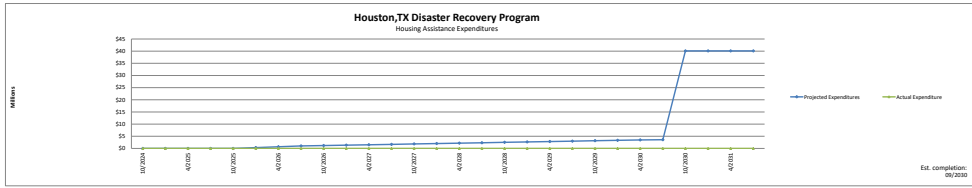
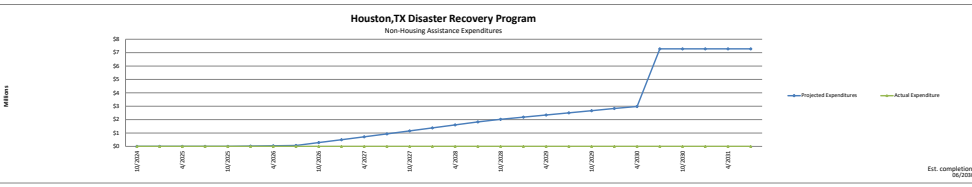


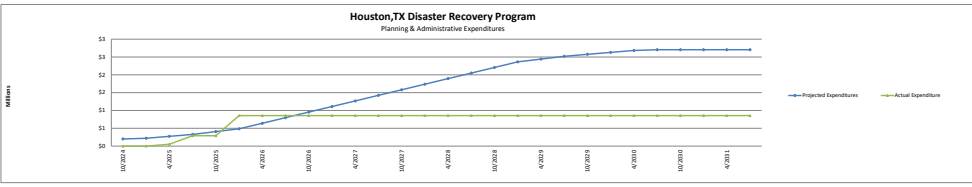
HOUSTON, TX CBDS DR21 PROJECTIONS OF EXPENDITURES AND OUTCOMES																													
	10/2024	1/2025	4/2025	7/2025	10/2025	1/2026	4/2026	7/2026	10/2026	1/2027	4/2027	7/2027	10/2027	1/2028	4/2028	7/2028	10/2028	1/2029	4/2029	7/2029	10/2029	1/2030	4/2030	7/2030	10/2030	1/2031	4/2031	10/2031	
Projected Expenditures	\$0	\$0	\$0	\$0	\$0	\$138,799	\$677,588	\$1,616,397	\$1,180,125	\$1,343,853	\$1,007,581	\$1,674,309	\$1,836,744	\$2,002,179	\$2,167,614	\$2,333,049	\$1,500,354	\$2,267,459	\$2,834,664	\$3,001,869	\$3,170,904	\$3,339,939	\$3,204,842	\$3,581,423	\$40,106,250	\$40,106,250	\$40,106,250	\$40,106,250	
Quarterly Projection	\$0	\$0	\$0	\$0	\$0	\$338,799	\$538,799	\$338,799	\$163,728	\$163,728	\$163,728	\$163,728	\$163,728	\$163,728	\$163,728	\$163,728	\$163,728	\$163,728	\$163,728	\$163,728	\$163,728	\$163,728	\$163,728	\$163,728	\$163,728	\$163,728	\$163,728	\$163,728	\$163,728
Actual Expenditures	\$0	\$0	\$0	\$0	\$0	\$0	\$0	\$0	\$0	\$0	\$0	\$0	\$0	\$0	\$0	\$0	\$0	\$0	\$0	\$0	\$0	\$0	\$0	\$0	\$0	\$0	\$0	\$0	\$0
Actual Quarterly Expend (from QPRs)	\$0	\$0	\$0	\$0	\$0	\$0	\$0	\$0	\$0	\$0	\$0	\$0	\$0	\$0	\$0	\$0	\$0	\$0	\$0	\$0	\$0	\$0	\$0	\$0	\$0	\$0	\$0	\$0	\$0



HOUSTON, TX CBDS DR21 PROJECTIONS OF EXPENDITURES AND OUTCOMES																												
	10/2024	1/2025	4/2025	7/2025	10/2025	1/2026	4/2026	7/2026	10/2026	1/2027	4/2027	7/2027	10/2027	1/2028	4/2028	7/2028	10/2028	1/2029	4/2029	7/2029	10/2029	1/2030	4/2030	7/2030	10/2030	1/2031	4/2031	10/2031
Projected Expenditures	\$0	\$0	\$0	\$0	\$0	\$22,923	\$45,846	\$68,769	\$91,693	\$114,615	\$137,538	\$160,461	\$183,384	\$206,307	\$229,230	\$252,153	\$275,076	\$297,999	\$320,922	\$343,845	\$366,768	\$389,691	\$412,614	\$435,537	\$458,460	\$481,383	\$504,306	\$527,229
Quarterly Projection	\$0	\$0	\$0	\$0	\$0	\$22,923	\$22,923	\$22,923	\$22,923	\$22,923	\$22,923	\$22,923	\$22,923	\$22,923	\$22,923	\$22,923	\$22,923	\$22,923	\$22,923	\$22,923	\$22,923	\$22,923	\$22,923	\$22,923	\$22,923	\$22,923	\$22,923	\$22,923
Actual Expenditures	\$0	\$0	\$0	\$0	\$0	\$0	\$0	\$0	\$0	\$0	\$0	\$0	\$0	\$0	\$0	\$0	\$0	\$0	\$0	\$0	\$0	\$0	\$0	\$0	\$0	\$0	\$0	\$0
Actual Quarterly Expend (from QPRs)	\$0	\$0	\$0	\$0	\$0	\$0	\$0	\$0	\$0	\$0	\$0	\$0	\$0	\$0	\$0	\$0	\$0	\$0	\$0	\$0	\$0	\$0	\$0	\$0	\$0	\$0	\$0	\$0



HOUSTON, TX CBDS DR21 PROJECTIONS OF EXPENDITURES AND OUTCOMES																												
	10/2024	1/2025	4/2025	7/2025	10/2025	1/2026	4/2026	7/2026	10/2026	1/2027	4/2027	7/2027	10/2027	1/2028	4/2028	7/2028	10/2028	1/2029	4/2029	7/2029	10/2029	1/2030	4/2030	7/2030	10/2030	1/2031	4/2031	10/2031
Projected Expenditures	\$200,000	\$200,000	\$200,000	\$200,000	\$200,000	\$200,000	\$200,000	\$200,000	\$200,000	\$200,000	\$200,000	\$200,000	\$200,000	\$200,000	\$200,000	\$200,000	\$200,000	\$200,000	\$200,000	\$200,000	\$200,000	\$200,000	\$200,000	\$200,000	\$200,000	\$200,000	\$200,000	\$200,000
Quarterly Projection	\$200,000	\$200,000	\$200,000	\$200,000	\$200,000	\$200,000	\$200,000	\$200,000	\$200,000	\$200,000	\$200,000	\$200,000	\$200,000	\$200,000	\$200,000	\$200,000	\$200,000	\$200,000	\$200,000	\$200,000	\$200,000	\$200,000	\$200,000	\$200,000	\$200,000	\$200,000	\$200,000	\$200,000
Actual Expenditures	\$0	\$0	\$51,425	\$290,887	\$290,887	\$856,248	\$856,248	\$856,248	\$856,248	\$856,248	\$856,248	\$856,248	\$856,248	\$856,248	\$856,248	\$856,248	\$856,248	\$856,248	\$856,248	\$856,248	\$856,248	\$856,248	\$856,248	\$856,248	\$856,248	\$856,248	\$856,248	\$856,248
Actual Quarterly Expend (from QPRs)	\$0	\$0	\$51,425	\$290,887	\$290,887	\$856,248	\$856,248	\$856,248	\$856,248	\$856,248	\$856,248	\$856,248	\$856,248	\$856,248	\$856,248	\$856,248	\$856,248	\$856,248	\$856,248	\$856,248	\$856,248	\$856,248	\$856,248	\$856,248	\$856,248	\$856,248	\$856,248	\$856,248



HOUSTON, TX CBDS DR21 PROJECTIONS OF EXPENDITURES AND OUTCOMES																												
	10/2024	1/2025	4/2025	7/2025	10/2025	1/2026	4/2026	7/2026	10/2026	1/2027	4/2027	7/2027	10/2027	1/2028	4/2028	7/2028	10/2028	1/2029	4/2029	7/2029	10/2029	1/2030	4/2030	7/2030	10/2030	1/2031	4/2031	10/2031
Projected Expenditures	\$200,000	\$200,000	\$200,000	\$200,000	\$200,000	\$200,000	\$200,000	\$200,000	\$200,000	\$200,000	\$200,000	\$200,000	\$200,000	\$200,000	\$200,000	\$200,000	\$200,000	\$200,000	\$200,000	\$200,000	\$200,000	\$200,000	\$200,000	\$200,000	\$200,000	\$200,000	\$200,000	\$200,000
Quarterly Projection	\$200,000	\$200,000	\$200,000	\$200,000	\$200,000	\$200,000	\$200,000	\$200,000	\$200,000	\$200,000	\$200,000	\$200,000	\$200,000	\$200,000	\$200,000	\$200,000	\$200,000	\$200,000	\$200,000	\$200,000	\$200,000	\$200,000	\$200,000	\$200,000	\$200,000	\$200,000	\$200,000	\$200,000
Actual Expenditures	\$0	\$0	\$51,425	\$290,887	\$290,887	\$856,248	\$856,248	\$856,248	\$856,248	\$856,248	\$856,248	\$856,248	\$856,248	\$856,248	\$856,248	\$856,248	\$856,248	\$856,248	\$856,248	\$856,248	\$856,248	\$856,248	\$856,248	\$856,248	\$856,248	\$856,248	\$856,248	\$856,248
Actual Quarterly Expend (from QPRs)	\$0	\$0	\$51,425	\$290,887	\$290,887	\$856,248	\$856,248	\$856,248	\$856,248	\$856,248	\$856,248	\$856,248	\$856,248	\$856,248	\$856,248	\$856,248	\$856,248	\$856,248	\$856,248	\$856,248	\$856,248	\$856,248	\$856,248	\$856,248	\$856,248	\$856,248	\$856,248	\$856,248

