

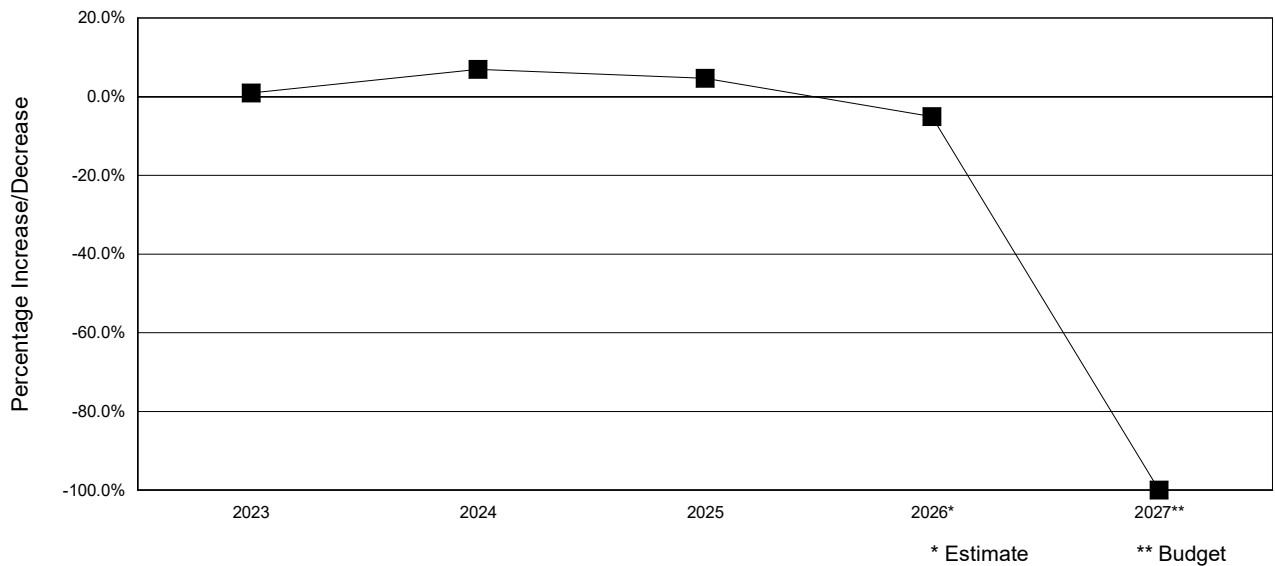
FISCAL YEAR 2027 BUDGET

Business Area Budget Summary

Fund Name : General Fund
Business Area : Solid Waste Management
Fund No. /Bus. Area No. : 1000 / 2100

		FY2025 Actual	FY2026 Current Budget	FY2026 Estimate	FY2027 Budget
Expenditures	Personnel Services	45,780,946	42,662,398	41,450,931	0
	Supplies	400,754	231,907	189,937	0
	Other Services and Charges	62,645,661	60,565,694	57,758,754	0
	Equipment	207,666	29,000	226,133	0
	Non-Capital Equipment	(8,420)	26,000	26,000	0
	Total M & O Expenditures	<u>109,026,607</u>	<u>103,514,999</u>	<u>99,651,755</u>	<u>0</u>
	Debt Service & Other Uses	0	0	3,863,244	0
Total Expenditure	<u>109,026,607</u>	<u>103,514,999</u>	<u>103,514,999</u>	<u>0</u>	
Revenues		5,705,107	6,512,240	6,110,053	0
Staffing	Full-Time Equivalents - Civilian	401.0	432.4	374.7	0.0
	Full-Time Equivalents - Classified	0.0	0.0	0.0	0.0
	Full-Time Equivalents - Cadets	0.0	0.0	0.0	0.0
	Total	<u>401.0</u>	<u>432.4</u>	<u>374.7</u>	<u>0.0</u>
	Full-Time Equivalents - Overtime	90.1	55.2	81.9	0.0
Significant Budget Changes and Highlights	<p>o The Solid Waste Management Department is consolidating into Houston Public Works in FY2027. All personnel and operational expenses will be transferred and budgeted in the Combined Utility System Water and Sewer Operating Fund.</p>				

**General Fund
Solid Waste Management
Year over Year Expenditure Change**

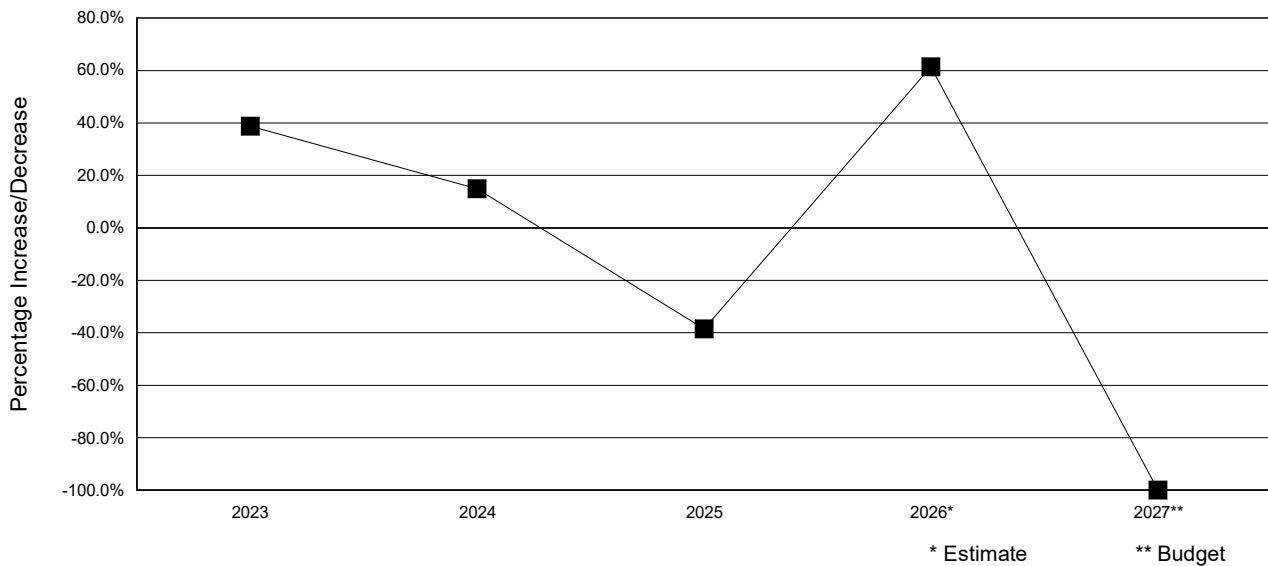


FISCAL YEAR 2027 BUDGET

Business Area Budget Summary

Fund Name :		Recycling Revenue Fund			
Business Area :		Solid Waste Management			
Fund No. /Bus. Area No. :		2305 / 2100			
		FY2025 Actual	FY2026 Current Budget	FY2026 Estimate	FY2027 Budget
Expenditures	Personnel Services	346,650	294,714	247,838	0
	Supplies	5,135	18,428	8,076	0
	Other Services and Charges	1,232,322	2,785,796	1,967,421	0
	Equipment	0	0	675,019	0
	Non-Capital Equipment	66,000	66,000	66,000	0
	Total M & O Expenditures	<u>1,650,107</u>	<u>3,164,938</u>	<u>2,964,354</u>	<u>0</u>
	Debt Service & Other Uses	488,532	488,532	488,532	0
	Total Expenditure	<u>2,138,639</u>	<u>3,653,470</u>	<u>3,452,886</u>	<u>0</u>
Revenues		1,874,410	5,048,244	5,019,603	0
Staffing	Full-Time Equivalents - Civilian	3.9	3.0	2.6	0.0
	Full-Time Equivalents - Classified	0.0	0.0	0.0	0.0
	Full-Time Equivalents - Cadets	<u>0.0</u>	<u>0.0</u>	<u>0.0</u>	<u>0.0</u>
	Total	3.9	3.0	2.6	0.0
	Full-Time Equivalents - Overtime	0.2	0.3	0.0	0.0
Significant Budget Changes and Highlights	<ul style="list-style-type: none"> o The Recycling Revenue Fund will be discontinued and end in FY2027. All personnel and operational expenses will be transferred and budgeted in the Combined Utility System Water and Sewer Operating Fund. 				

**Recycling Revenue Fund
Solid Waste Management
Year over Year Expenditure Change**



FISCAL YEAR 2027 BUDGET

Business Area Budget Summary

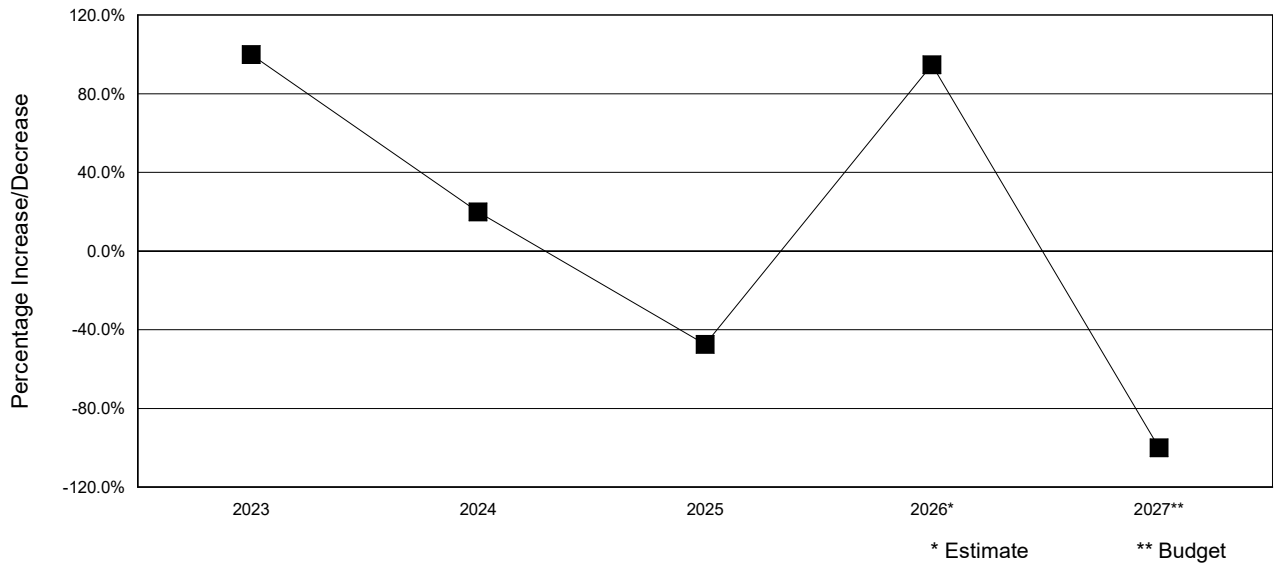
Fund Name : Container Lease Fund
Business Area : Solid Waste Management
Fund No. /Bus. Area No. : 2313 / 2100

		FY2025 Actual	FY2026 Current Budget	FY2026 Estimate	FY2027 Budget
Expenditures	Personnel Services	723,419	875,913	740,277	0
	Supplies	16,796	111,100	65,597	0
	Other Services and Charges	449,535	486,343	504,978	0
	Equipment	0	0	470,871	0
	Non-Capital Equipment	71,461	2,500,000	2,000,000	0
	Total M & O Expenditures	<u>1,261,211</u>	<u>3,973,356</u>	<u>3,781,723</u>	<u>0</u>
	Debt Service & Other Uses	680,000	0	0	0
Total Expenditure	<u>1,941,211</u>	<u>3,973,356</u>	<u>3,781,723</u>	<u>0</u>	
Revenues		5,207,288	5,744,000	5,654,900	0
Staffing	Full-Time Equivalents - Civilian	6.6	8.0	6.8	0.0
	Full-Time Equivalents - Classified	0.0	0.0	0.0	0.0
	Full-Time Equivalents - Cadets	0.0	0.0	0.0	0.0
	Total	<u>6.6</u>	<u>8.0</u>	<u>6.8</u>	<u>0.0</u>
	Full-Time Equivalents - Overtime	1.5	2.6	1.4	0.0

Significant Budget Changes and Highlights

o The Container Lease Fund will be discontinued and end in FY2027. All personnel and operational expenses will be transferred and budgeted in the Combined Utility System Water and Sewer Operating Fund.

**Container Lease Fund
Solid Waste Management
Year over Year Expenditure Change**



FISCAL YEAR 2027 BUDGET

Business Area Revenues Summary

Business Area : Solid Waste Management

Business Area No. : 2100

Category	FY2025 Actual	FY2026 Current Budget	FY2026 Estimate	FY2027 Budget
Charges for Services	8,198,519	8,944,000	8,597,716	0
Direct Interfund Services	383,774	422,451	454,190	0
Interest	290,342	224,000	437,000	0
Licenses and Permits	2,335,997	2,782,000	2,306,217	0
Miscellaneous/Other	1,578,077	1,068,289	1,126,189	0
Other Fines and Forfeits	96	500	0	0
Other Resources	0	3,863,244	3,863,244	0
Grand Total	<u>12,786,805</u>	<u>17,304,484</u>	<u>16,784,556</u>	<u>0</u>

FISCAL YEAR 2027 BUDGET

Business Area Program Summary

Business Area: Solid Waste Management

Bus. Area No : 2100

Budget By Program (\$ in thousands):

Program	FY2025 Actual		FY2026 Estimate		FY2027 Budget	
	Revs	Exps	Revs	Exps	Revs	Exps
Administrative Services	5,705	12,402	6,110	11,388	0	0
Container Lease	5,207	1,291	5,655	4,017	0	0
Curbside Recycling Collections	0	7,699	0	11,311	0	0
Environmental Maintenance	0	34,471	0	1,765	0	0
Heavy Trash Collections	0	17,225	0	22,598	0	0
Illegal Dumping	0	1,549	0	1,234	0	0
Residential Drop-Off Collections	1,874	5,979	5,020	6,835	0	0
Residential Waste Collections	0	20,767	0	29,524	0	0
Sponsorships	0	3,095	0	6,111	0	0
Yard Waste Collection	0	7,460	0	11,614	0	0
Debt Service and Interfund Transfers	0	1,169	0	4,352	0	0
Total	12,786	113,107	16,785	110,749	0	0

FTEs by Program:

Program	FY2025 Actual		FY2026 Estimate		FY2027 Budget	
	FTEs	OT FTEs	FTEs	OT FTEs	FTEs	OT FTEs
Administrative Services	80.1	2.8	101.7	5.6	0.0	0.0
Container Lease	6.8	1.5	9.2	1.6	0.0	0.0
Curbside Recycling Collections	38.7	12.4	36.6	15.0	0.0	0.0
Environmental Maintenance	8.9	0.2	9.9	0.1	0.0	0.0
Heavy Trash Collections	84.7	24.9	53.6	12.1	0.0	0.0
Illegal Dumping	12.2	0.2	14.1	0.0	0.0	0.0
Residential Drop-Off Collections	49.1	7.8	41.7	3.2	0.0	0.0
Residential Waste Collections	96.9	32.3	87.2	34.4	0.0	0.0
Sponsorships	0.0	0.0	0.0	0.0	0.0	0.0
Yard Waste Collection	34.1	9.7	30.1	11.3	0.0	0.0
Debt Service and Interfund Transfers	0.0	0.0	0.0	0.0	0.0	0.0
Total:	411.5	91.8	384.1	83.3	0.0	0.0

Total may reflect slight variances due to rounding.

FISCAL YEAR 2027 BUDGET

Business Area Program Detail

Business Area : Solid Waste Management

Bus Area No. : 2100

Administrative Services

Description:

Includes department leadership and daily activities performed in addition to operations administration, financial services, hiring, and other support services in alignment with the Mayor's priorities and City standards.

Goal:

Provide sustainable waste management services for a cleaner and greener City.

Mayor's Priority: Government that Works

Program Notes:

Operations reporting under this program are transitioning to the Houston Public Works department beginning in FY2027.

(\$ in thousands)

Fund	FY2025 Actual		FY2026 Estimate		FY2027 Budget	
	Revs	Exps	Revs	Exps	Revs	Exps
Container Lease Fund	0	1	0	0	0	0
General Fund	5,705	12,402	6,110	11,388	0	0
Recycling Revenue Fund	0	-1	0	0	0	0
Total	5,705	12,402	6,110	11,388	0	0

Staffing:

Fund	FY2025 Actual		FY2026 Estimate		FY2027 Budget	
	FTEs	OT FTEs	FTEs	OT FTEs	FTEs	OT FTEs
Container Lease Fund	0.0	0.0	0.0	0.0	0.0	0.0
General Fund	79.9	2.8	101.7	5.6	0.0	0.0
Recycling Revenue Fund	0.2	0.0	0.0	0.0	0.0	0.0
Total	80.1	2.8	101.7	5.6	0.0	0.0

Performance Measure:

Performance	FY2025 Actual	FY2026 Target	FY2026 Estimate	FY2027 Target
Expenditures Adopted Budget vs Actual Utilization	105%	98%	102%	N/A
Revenues Adopted Budget vs. Actual Utilization	84%	100%	97%	N/A

FISCAL YEAR 2027 BUDGET

Business Area Program Detail

Business Area : Solid Waste Management

Bus Area No. : 2100

Container Lease

Description:

Supports appropriate maintenance and purchasing of both black and green containers, replacing parts and tools, rolling stock, and personnel to support deliveries in the four solid waste operations quadrants.

Goal:

Provide a convenient and efficient means to contain and dispose of municipal solid waste and recyclables while generating a revenue stream to cover expenses.

Mayor's Priority: Quality of Life

Program Notes:

Operations reporting under this program are transitioning to the Houston Public Works department beginning in FY2027.

(\$ in thousands)

Fund	FY2025 Actual		FY2026 Estimate		FY2027 Budget	
	Revs	Exps	Revs	Exps	Revs	Exps
Container Lease Fund	5,207	1,260	5,655	3,782	0	0
General Fund	0	31	0	235	0	0
Total	5,207	1,291	5,655	4,017	0	0

Staffing:

Fund	FY2025 Actual		FY2026 Estimate		FY2027 Budget	
	FTEs	OT FTEs	FTEs	OT FTEs	FTEs	OT FTEs
Container Lease Fund	6.6	1.5	6.8	1.4	0.0	0.0
General Fund	0.2	0.0	2.4	0.2	0.0	0.0
Total	6.8	1.5	9.2	1.6	0.0	0.0

Performance Measure:

Performance	FY2025 Actual	FY2026 Target	FY2026 Estimate	FY2027 Target
Number of Days to Repair, Replace, and/or Provide New Container(s)	5	5	16	N/A

Business Area Program Detail

Business Area : Solid Waste Management

Bus Area No. : 2100

Curbside Recycling Collections

Description:

Provides bi-weekly residential collection and disposal to more than 393,000 households within its service area.

Goal:

Increase collection tonnage, diversion rate, and reduce contamination rate of recyclable materials.

Mayor's Priority: Quality of Life

Program Notes:

Operations reporting under this program are transitioning to the Houston Public Works department beginning in FY2027.

(\$ in thousands)

Fund	FY2025 Actual		FY2026 Estimate		FY2027 Budget	
	Revs	Exps	Revs	Exps	Revs	Exps
General Fund	0	7,699	0	11,311	0	0

Staffing:

Fund	FY2025 Actual		FY2026 Estimate		FY2027 Budget	
	FTEs	OT FTEs	FTEs	OT FTEs	FTEs	OT FTEs
General Fund	38.7	12.4	36.6	15.0	0.0	0.0

Performance Measure:

Performance	FY2025 Actual	FY2026 Target	FY2026 Estimate	FY2027 Target
Increase Diversion Rate of Recyclable Materials	64%	67%	9%	N/A
Increase On-Time Collection Rate	66%	68%	N/A	N/A
Reduce Citywide Recycling Contamination Rate	40%	34%	42%	N/A

FISCAL YEAR 2027 BUDGET

Business Area Program Detail

Business Area : Solid Waste Management

Bus Area No. : 2100

Environmental Maintenance

Description:

Provides remediation services for spill clean-ups, property damage, and other miscellaneous support functions for all SWM divisions.

Goal:

Reduce environmental hazards by maximizing performance in response to mitigating spills.

Mayor's Priority: Infrastructure

Program Notes:

Operations reporting under this program are transitioning to the Houston Public Works department beginning in FY2027.

(\$ in thousands)

Fund	FY2025 Actual		FY2026 Estimate		FY2027 Budget	
	Revs	Exps	Revs	Exps	Revs	Exps
General Fund	0	34,471	0	1,765	0	0

Staffing:

Fund	FY2025 Actual		FY2026 Estimate		FY2027 Budget	
	FTEs	OT FTEs	FTEs	OT FTEs	FTEs	OT FTEs
General Fund	8.9	0.2	9.9	0.1	0.0	0.0

Performance Measure:

Performance	FY2025 Actual	FY2026 Target	FY2026 Estimate	FY2027 Target
Reduce Response Time (in minutes)	45	45	45	N/A

FISCAL YEAR 2027 BUDGET

Business Area Program Detail

Business Area : Solid Waste Management

Bus Area No. : 2100

Heavy Trash Collections

Description:

Provides bi-monthly curbside bulky waste collection to more than 393,000 households within its service area.

Goal:

Improve the on-time collection rate of bulky waste collection services to meet service demands.

Mayor's Priority: Quality of Life

Program Notes:

Operations reporting under this program are transitioning to the Houston Public Works department beginning in FY2027.

(\$ in thousands)

Fund	FY2025 Actual		FY2026 Estimate		FY2027 Budget	
	Revs	Exps	Revs	Exps	Revs	Exps
General Fund	0	17,225	0	22,598	0	0

Staffing:

Fund	FY2025 Actual		FY2026 Estimate		FY2027 Budget	
	FTEs	OT FTEs	FTEs	OT FTEs	FTEs	OT FTEs
General Fund	84.7	24.9	53.6	12.1	0.0	0.0
Total	84.7	24.9	53.6	12.1	0.0	0.0

Performance Measure:

Performance	FY2025 Actual	FY2026 Target	FY2026 Estimate	FY2027 Target
Maintain Daily Routes Covered	27	27	N/A	N/A

Business Area Program Detail

Business Area : Solid Waste Management

Bus Area No. : 2100

Illegal Dumping

Description:

The SWM Illegal Dumping Program, in accordance with "One Clean Houston" program, addresses illegal dumping, and focuses on three key areas of impact: Rapid clean-up, Better enforcement, and Prevention and education. This program takes action against the pervasive problem that negatively impacts the health, safety, and quality of many communities throughout the City of Houston.

Goal:

Prioritize and utilize mechanisms to enhance clean-up efforts and combats illegal dumping by third parties and reduce blight in distressed communities, as well as implement enhanced efforts to prevent and reduce illegal dumping by utilizing video surveillance and code enforcement officers to aggressively pursue violators and issue fines.

Mayor's Priority: Quality of Life

Program Notes:

Operations reporting under this program are transitioning to the Houston Public Works department beginning in FY2027.

(\$ in thousands)

Fund	FY2025 Actual		FY2026 Estimate		FY2027 Budget	
	Revs	Exps	Revs	Exps	Revs	Exps
General Fund	0	1,549	0	1,234	0	0

Staffing:

Fund	FY2025 Actual		FY2026 Estimate		FY2027 Budget	
	FTEs	OT FTEs	FTEs	OT FTEs	FTEs	OT FTEs
General Fund	12.2	0.2	14.1	0.0	0.0	0.0

Performance Measure:

Performance	FY2025 Actual	FY2026 Target	FY2026 Estimate	FY2027 Target
Average Days to Resolve Cases	26.75	10	26	N/A
Illegal Dumping Cases Investigated	8,646	9,776	8,517	N/A
Illegal Dumping Cases Resolved	5,576	5,830	3,619	N/A

FISCAL YEAR 2027 BUDGET

Business Area Program Detail

Business Area : Solid Waste Management

Bus Area No. : 2100

Residential Drop-Off Collections

Description:

Provides convenient drop-off collection sites at neighborhood depositories and recycling centers for Houston residents to properly dispose of waste, recyclables, and household hazardous waste.

Goal:

Provide an added convenience for residents to dispose of items in addition to their curbside collection schedule.

Mayor's Priority: Quality of Life

Program Notes:

Operations reporting under this program are transitioning to the Houston Public Works department beginning in FY2027.

(\$ in thousands)

Fund	FY2025 Actual		FY2026 Estimate		FY2027 Budget	
	Revs	Exps	Revs	Exps	Revs	Exps
General Fund	0	4,328	0	3,871	0	0
Recycling Revenue Fund	1,874	1,651	5,020	2,964	0	0
Total	1,874	5,979	5,020	6,835	0	0

Staffing:

Fund	FY2025 Actual		FY2026 Estimate		FY2027 Budget	
	FTEs	OT FTEs	FTEs	OT FTEs	FTEs	OT FTEs
General Fund	45.4	7.6	39.1	3.2	0.0	0.0
Recycling Revenue Fund	3.7	0.2	2.6	0.0	0.0	0.0
Total	49.1	7.8	41.7	3.2	0.0	0.0

Performance Measure:

Performance	FY2025 Actual	FY2026 Target	FY2026 Estimate	FY2027 Target
Decrease Average Wait Time to Dispose of Waste at Neighborhood Depositories (in minutes)	15	15	20	N/A
Maintain Accessibility and the Number of Operating Days at Neighborhood Depositories Sites and Recycling Centers	6	6	5	N/A

Business Area Program Detail

Business Area : Solid Waste Management

Bus Area No. : 2100

Residential Waste Collections

Description:

Provides weekly residential household garbage collection services to more than 393,000 households within its service area.

Goal:

Ensure proper waste collection and disposal of non-hazardous solid waste in time.

Mayor's Priority: Quality of Life

Program Notes:

Operations reporting under this program are transitioning to the Houston Public Works department beginning in FY2027.

(\$ in thousands)

Fund	FY2025 Actual		FY2026 Estimate		FY2027 Budget	
	Revs	Exps	Revs	Exps	Revs	Exps
General Fund	0	20,767	0	29,524	0	0

Staffing:

Fund	FY2025 Actual		FY2026 Estimate		FY2027 Budget	
	FTEs	OT FTEs	FTEs	OT FTEs	FTEs	OT FTEs
General Fund	96.9	32.3	87.2	34.4	0.0	0.0

Performance Measure:

Performance	FY2025 Actual	FY2026 Target	FY2026 Estimate	FY2027 Target
Increase Quantity of Equipment to Accommodate for the City's Growth and Expansion	984	253	124	N/A
Maintain the Number of Residential Routes	95	89	N/A	N/A

FISCAL YEAR 2027 BUDGET

Business Area Program Detail

Business Area : Solid Waste Management

Bus Area No. : 2100

Sponsorships

Description:

Provides qualifying Homeowner's Associations the opportunity to obtain waste collection services beyond those provided by the City through a waste contractor of their choice.

Goal:

Increase the number of Homeowner's Associations participating in the Sponsorship Program.

Mayor's Priority: Quality of Life

Program Notes:

Operations reporting under this program are transitioning to the Houston Public Works department beginning in FY2027.

(\$ in thousands)

Fund	FY2025 Actual		FY2026 Estimate		FY2027 Budget	
	Revs	Exps	Revs	Exps	Revs	Exps
General Fund	0	3,095	0	6,111	0	0

Staffing:

Fund	FY2025 Actual		FY2026 Estimate		FY2027 Budget	
	FTEs	OT FTEs	FTEs	OT FTEs	FTEs	OT FTEs
General Fund	0.0	0.0	0.0	0.0	0.0	0.0

Performance Measure:

Performance	FY2025 Actual	FY2026 Target	FY2026 Estimate	FY2027 Target
Maintain Number of Customers in Program	180	180	169	N/A

FISCAL YEAR 2027 BUDGET

Business Area Program Detail

Business Area : Solid Waste Management

Bus Area No. : 2100

Yard Waste Collection

Description:

Provides bi-monthly curbside yard waste collections and disposal services to more than 393,000 households within its service area.

Goal:

Divert grass clippings, leaves, and small branches from the landfill thereby reducing the cost of disposal while repurposing vegetative materials for mulching and composting.

Mayor's Priority: Quality of Life

Program Notes:

Operations reporting under this program are transitioning to the Houston Public Works department beginning in FY2027.

(\$ in thousands)

Fund	FY2025 Actual		FY2026 Estimate		FY2027 Budget	
	Revs	Exps	Revs	Exps	Revs	Exps
General Fund	0	7,460	0	11,614	0	0

Staffing:

Fund	FY2025 Actual		FY2026 Estimate		FY2027 Budget	
	FTEs	OT FTEs	FTEs	OT FTEs	FTEs	OT FTEs
General Fund	34.1	9.7	30.1	11.3	0.0	0.0
Total	<u>34.1</u>	<u>9.7</u>	<u>30.1</u>	<u>11.3</u>	<u>0.0</u>	<u>0.0</u>

Performance Measure:

Performance	FY2025 Actual	FY2026 Target	FY2026 Estimate	FY2027 Target
Maintain Daily Routes Covered	27	26	N/A	N/A
Maintain Yard Waste Diversion (in tonnage)	22,844	5,100	6,654	N/A

FISCAL YEAR 2027 BUDGET

Business Area Program Detail

Business Area : Solid Waste Management

Bus Area No. : 2100

Debt Service and Interfund Transfers

Description:

Budget allocations included in this section reflect debt service payments and/or interfund transfers.

Goal:

To effectively manage debt service payments and interfund transfers.

Mayor's Priority: Government that Works

(\$ in thousands)

Fund	FY2025 Actual		FY2026 Estimate		FY2027 Budget	
	Revs	Exps	Revs	Exps	Revs	Exps
Container Lease Fund	0	680	0	0	0	0
General Fund	0	0	0	3,863	0	0
Recycling Revenue Fund	0	489	0	489	0	0
Total	0	1,169	0	4,352	0	0